

Human FGF basic (154aa) Protein

Cat. No. FGF-HE002



Description

Source	Recombinant Human FGF basic (154aa) Protein is expressed from E.coli without tag. It contains Ala135-Ser288.
Accession	P09038-4
Molecular Weight	The protein has a predicted MW of 17.12 kDa same as Bis-Tris PAGE result.
Endotoxin	Less than 0.1 EU per µg by the LAL method.
Purity	> 95% as determined by Bis-Tris PAGE > 95% as determined by HPLC

Formulation and Storage


Formulation	Lyophilized from 0.22µm filtered solution in PBS (pH 7.4). Normally 8% trehalose is added as protectant before lyophilization.
Reconstitution	Centrifuge the tube before opening. Reconstituting to a concentration more than 100 µg/ml is recommended. Dissolve the lyophilized protein in distilled water.
Storage	-20 to -80°C for 12 months as supplied from date of receipt. -80°C for 3 months after reconstitution. Recommend to aliquot the protein into smaller quantities for optimal storage. Please minimize freeze-thaw cycles.

Background

FGF basic is a member of the FGF family of at least 23 related mitogenic proteins which show 35-60% amino acid conservation. FGF acidic and basic, unlike the other members of the family, lack signal peptides and are apparently secreted by mechanisms other than the classical protein secretion pathway.

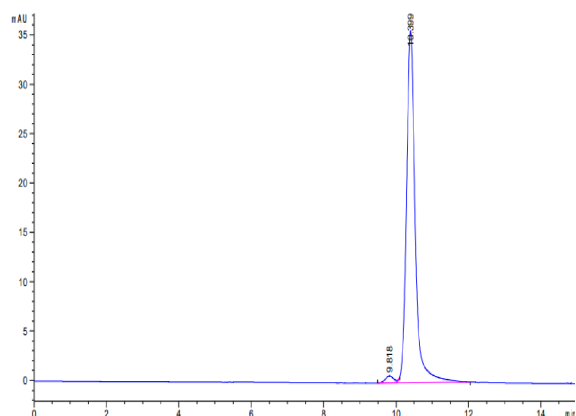
Assay Data

Bis-Tris PAGE



Human FGF basic (154aa) on Bis-Tris PAGE under reduced condition. The purity is greater than 95%.

SEC-HPLC



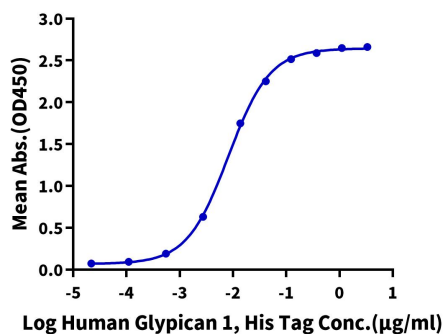
The purity of Human FGF basic (154aa) is greater than 95% as determined by SEC-HPLC.

Assay Data

ELISA Data

Human FGF basic (154aa), No Tag ELISA

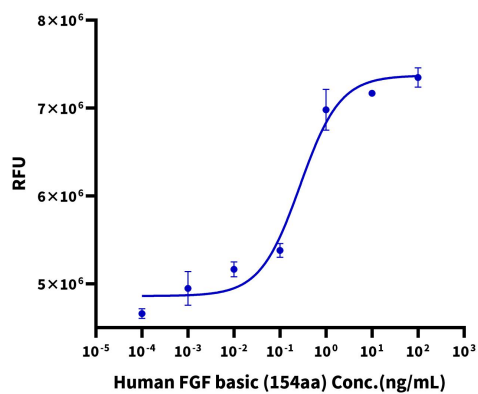
0.05µg Human FGF basic (154aa), No Tag Per Well



Immobilized Human FGF basic (154aa) at 0.5µg/ml (100µl/well) on the plate. Dose response curve for Human Glypican 1, His Tag with the EC50 of 8.2ng/ml determined by ELISA (QC Test).

Cell Based Assay

Recombinant Human FGF basic (154aa) Bioactivity



Measured in a cell proliferation assay using BALB/c 3T3 mouse embryonic fibroblasts. The ED50 for this effect is 0.1 - 0.5 ng/ml.